

FROM THE PRINCIPAL

Dear Parents and Community Members,

Memorial Middle School is a school on the move! There are a lot of exciting programs and tremendous opportunities for our students to access a great education while at the same time having a very memorable middle school experience. Our varied approaches and emphasis on relationships with students and parents will help us prepare these students for the academic rigor of high school. As we consider our data, our focus will turn towards identifying hurdles for our sub group populations to reach the level of success we hope to inspire them to achieve. While doing this, we also want to continue to challenge each and every student to reach their full potential.

We are very excited to have more focused work on students being career and college ready. This will involve a school-wide plan of WICOR strategies: (W)Writing, (I)Inquiry, (C)Collaboration, (O)Organization, (R)Reading. These strategies are essential for success in every subject area and job that exists, from engineering to production line workers.

We will emphasize that all careers need employees who can communicate verbally and in writing, work well with others, and have an ability to be creative and problem solve on their own.

Thank you,

Principal | Ken Gilbert

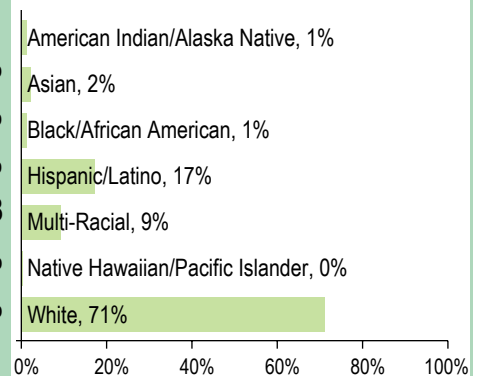
SCHOOL PROFILE

ENROLLMENT 2015-16	589	
MEDIAN CLASS SIZE	School	Oregon
English Language Arts	28.5	24.0
Mathematics	26.5	24.0
Science	29.0	26.0
Social Studies	30.0	27.0
Self-Contained	--	--

SELECTED DEMOGRAPHICS

Economically Disadvantaged	49%
Students with Disabilities	20%
Ever English Learner	7%
Different Languages Spoken	8
Regular Attenders	85.9%
Mobile Students	15.1%

STUDENTS



IMMUNIZATION RATES

Percent of students with all required vaccines: 99 (Visit www.healthoregon.org/immdata for more information.)

Percent of students without all required vaccines: 1

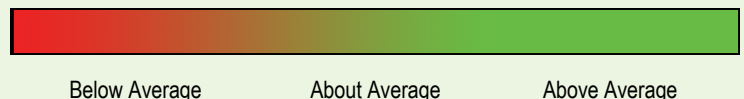
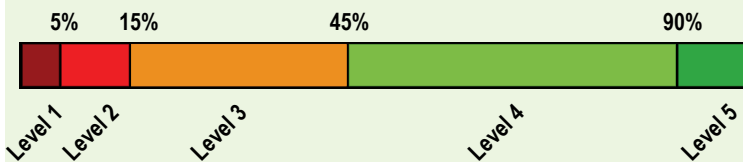
(This value includes students with medical exemptions, nonmedical exemptions, no immunization records, or up-to-date but incomplete immunization records.)

*, <5, and >95 are displayed when data are unavailable or to protect student confidentiality.

*** indicates that this school offered lunch at no charge to all students.

OVERALL SCHOOL RATING

Given the recent passage of the Every Student Succeeds Act (ESSA) and the expiration of Oregon's ESEA flexibility waiver on August 1, 2016, the State of Oregon will not assign ratings (i.e., overall and comparison school ratings) to schools for the 2015-16 school year.



PROGRESS ARE STUDENTS MAKING ADEQUATE GAINS OVER TIME?

SCHOOL PERFORMANCE

Performance of students enrolled in the school for a full academic year

Did at least 95% of the students at this school take required assessments? Yes No, Interpret Results with Caution
Participation rate criteria are in place to ensure schools test all eligible students.

The Smarter Balanced and alternate assessments have four performance levels where levels 3 and 4 are meeting the standard for school and district accountability.

See report cards from previous years to view historical OAKS performance data.

	School Performance (%)			School Performance (%)	Oregon Performance (%)	Like-School Average (%)
	2012-13	2013-14	2014-15	2015-16	2015-16	2015-16
English Language Arts (Administered statewide in grades: 3-8, 11)				Level 1	Level 2	Levels 3 & 4
All students in tested grades	2014-15 was the first operational year of the new English language arts assessment.			56.2 25.9 17.9	59.4 22.1 18.5	56.7 23.5 19.7
Mathematics (Administered statewide in grades: 3-8, 11)				Level 1	Level 2	Levels 3 & 4
All students in tested grades	2014-15 was the first operational year of the new mathematics assessment.			43.5 30.4 26.0	41.7 30.1 28.2	42.8 27.5 29.7
Science (Administered statewide in Grades: 5, 8, 11)				Did not meet	Met	Exceeded
All students in tested grades	71.6	74.1	71.2	69.0	63.8	66.1
	16.8 54.8 28.4	17.2 56.9 25.9	20.0 51.2 28.8	17.3 51.8 31.0	11.6 52.2 36.2	11.5 54.5 33.9

Visit www.ode.state.or.us/go/data for additional assessment results.

*, <5, and >95 are displayed when the data must be suppressed to protect student confidentiality.

OUTCOMES FOR KEY STUDENT GROUPS AT THIS SCHOOL COMPARED TO THE SAME GROUPS STATEWIDE

STUDENT GROUP OUTCOMES

	School Performance (%)	Oregon Performance (%)	Like-School Average (%)	School Performance (%)	Oregon Performance (%)	Like-School Average (%)	School Performance (%)	Oregon Performance (%)	Like-School Average (%)
Economically Disadvantaged				American Indian/Alaska Native			Native Hawaiian/Pacific Islander		
Eng. Lang. Arts	45.5	44.1	43.3	Eng. Lang. Arts	*	38.9	45.8	Eng. Lang. Arts	*
Mathematics	25.8	29.5	28.9	Mathematics	*	25.1	33.1	Mathematics	*
Science	56.0	52.7	56.8	Science	*	48.6	56.9	Science	*
English Learners				Asian				White	
Eng. Lang. Arts	23.3	37.0	35.8	Eng. Lang. Arts	88.9	75.5	64.9	Eng. Lang. Arts	62.0
Mathematics	14.0	24.8	22.5	Mathematics	77.8	70.0	58.8	Mathematics	45.4
Science	37.5	38.1	34.5	Science	*	73.3	69.0	Science	73.5
Students with Disabilities				Black/African American				Female	
Eng. Lang. Arts	23.8	20.1	15.3	Eng. Lang. Arts	*	34.4	33.9	Eng. Lang. Arts	66.2
Mathematics	7.6	14.6	12.4	Mathematics	*	20.6	22.6	Mathematics	42.2
Science	46.2	30.8	31.6	Science	*	35.7	27.3	Science	64.5
Migrant				Hispanic/Latino				Male	
Eng. Lang. Arts	*	31.4	37.8	Eng. Lang. Arts	43.2	39.7	41.0	Eng. Lang. Arts	52.8
Mathematics	*	19.1	18.9	Mathematics	24.2	25.0	26.3	Mathematics	41.2
Science	*	33.3	25.0	Science	52.9	43.6	49.0	Science	73.1
Talented and Gifted				Multi-Racial					
Eng. Lang. Arts	90.5	95.4	>95	Eng. Lang. Arts	68.8	61.0	51.9		
Mathematics	92.3	94.3	94.7	Mathematics	45.8	46.4	35.1		
Science	>95	97.2	>95	Science	60.0	69.0	63.5		

*, <5, and >95 are displayed when the data must be suppressed to protect student confidentiality.

CURRICULUM & LEARNING ENVIRONMENT WHAT IS THIS SCHOOL DOING TO IMPROVE STUDENT LEARNING AND TO PREPARE STUDENTS FOR THE FUTURE?

SCHOOL READINESS

Memorial students are faced with an experience that prepares them for high school success. We use our Bear Den time to help students learn organizational strategies, we have interactive and engaging assemblies on school bullying, strategies for success, and self management, and planner lessons for student clarity.

There is always a helpful adult available to work through student issues and a team of educators who meet regularly to problem solve school system and/or individual student struggles. In addition, if a parent has a question about their student's success, the Administration and Counselors are just a phone call away.

ACADEMIC SUPPORT

Memorial Middle School will continue placing every student in a Bear Den where their academic success is monitored and they have an option to ask for help. This 30 minute time period is a great way for students to organize their work for the day, work on tough problems with help available, and to make up quiz/tests/and projects due to absences. In addition, we provide an academic support system for struggling students to help them get back to grade level expectations. This includes reading and math supports specially designed to meet a students needs as well as teacher help at different parts of the day, including before and after school.

ACADEMIC ENRICHMENT

Our school is welcoming to all and provides many opportunities for every student to explore their areas of passion and discover an area to shine. We offer a full schedule of core academic classes as well as Advanced Sciences and an Advanced Math class that can still place students in Geometry as a ninth grader. We continue to build upon our curriculum and assessments to allow students to not face barriers to inquiry and advancement in their knowledge and can work to Exceed any standard they wish to.

In addition, we are starting a TAG class for those students who have been identified and may need some additional challenges. We are working on some math challenges for students and are in the process of creating a Science Bowl team.

CAREER & TECHNICAL EDUCATION

Computer Education Courses

EXTRA-CURRICULAR ACTIVITIES/ AFTER SCHOOL PROGRAMS

Memorial M.S. offers as many extracurricular activities as we can. These include First Lego League Robotics, Oregon Battle of the Books, Drama Club, Career Club, Gardening Club, and other events that pop up throughout the year. We

are always open to additional clubs if there is student interest and adult support.

Data and information in the Curriculum and Learning Environment section were provided by local schools and districts, and were not verified by the Oregon Department of Education.