

FROM THE PRINCIPAL

Dear Parents and Community Members,

In the 2013-2014 school year Memorial Middle School received an overall State Rating of a Level 3 out of the possible 5. That means our students are performing slightly below State average, however we are performing higher when compared to schools with comparable demographics.

Key Academic Highlights:

-68.4 met/exceeded state standards for reading

-54.0 met/exceeded state standards for math

-74.1 met/exceeded state standards for science

Our math team is involved with implementing best teaching practices by working with the Teacher Development Group.

Our reading team has worked diligently learning the new

adoption curriculum and aligning it with the common core. We believe the hard work of all staff in these areas will lead to further success and our continued increase of closing the achievement gap. You can help by monitoring your students homework, attending parent teacher conferences, or even volunteering. We look forward to partnering with you over the coming 2014-2015 school year to make sure all of our students reach their full potential!

Thank you,

Principal | Ken Gilbert

SCHOOL PROFILE

Enrollment 2013-14	554
Change from previous year	-4.6%
Students attending 90% or more of enrolled days	88.6%

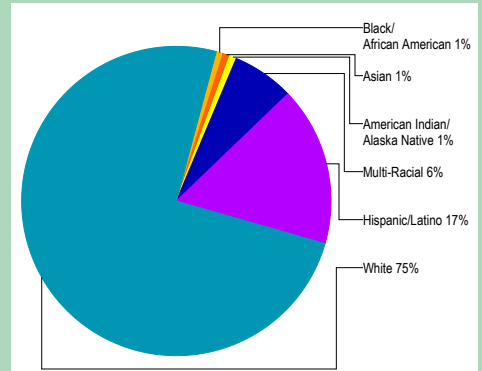
Note: a "*" is displayed when the data must be suppressed to protect student confidentiality.

Select Demographics 2013-14	
English Learners	6%
<i>Students who have ever been eligible for or participated in a program to acquire academic English.</i>	

Economically disadvantaged	52%
Students with disabilities	18%

Number of different languages spoken: 6

STUDENTS

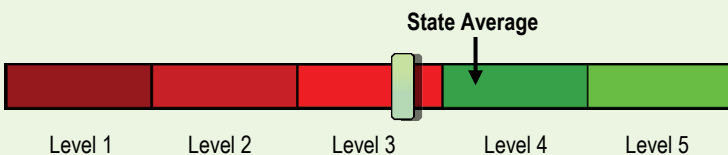


OVERALL STATE RATING

HOW ARE STUDENTS AT THIS SCHOOL PERFORMING COMPARED TO THOSE AT OTHER SCHOOLS?

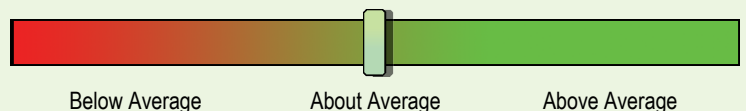
The overall state rating is intended to summarize this school's particular successes and challenges. It is based on a combination of up to five factors. Three of these factors come from standardized test scores in reading and math: student achievement, student growth, and the growth of underserved subgroups. Please be aware that this rating is based mainly on high-stakes testing and accordingly, represents a limited view of student performance. Other aspects of this report card are designed to put this rating in the proper context.

Compared to all schools statewide in 2013-14, this school is rated as Level 3.



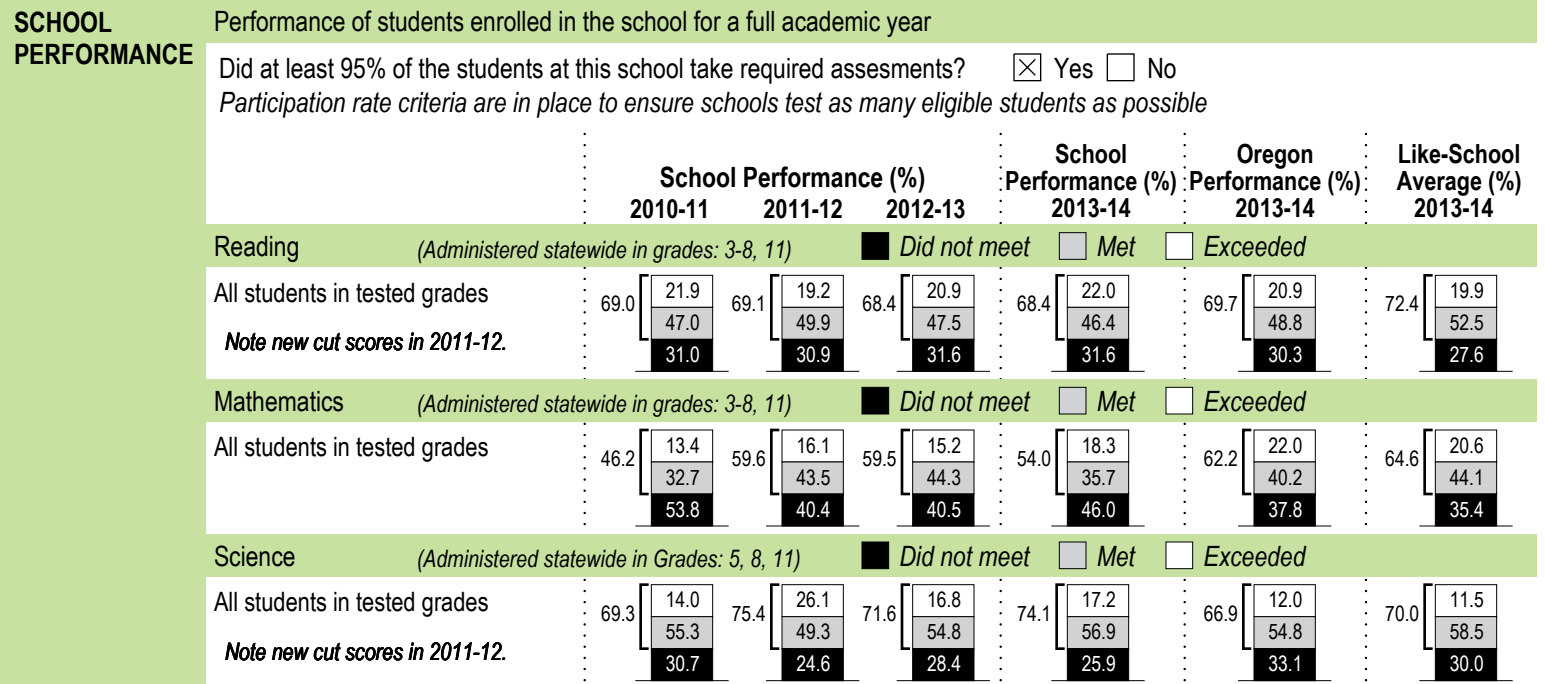
- Level 1** = Falls into the bottom 5% of schools
- Level 2** = Falls between 5% and 15% of schools
- Level 3** = Falls between 15% and 44% of schools
- Level 4** = Falls between 44% and 90% of schools
- Level 5** = Falls into the top 10% of schools

Compared to middle schools with similar student demographics in 2013-14, this school's rating is about average.



- Below average** = Falls into the bottom third of comparison schools
- About average** = Falls into the middle third of comparison schools
- Above average** = Falls into the top third of comparison schools

PROGRESS ARE STUDENTS MAKING ADEQUATE GAINS OVER TIME?



Visit www.ode.state.or.us/go/data for additional assessment results.

Note: a "*" is displayed when data are unavailable or to protect student confidentiality.

OUTCOMES FOR KEY STUDENT GROUPS AT THIS SCHOOL COMPARED TO THE SAME GROUPS STATEWIDE

STUDENT GROUP OUTCOMES	School Performance (%)	Oregon Performance (%)	School Compared to OR Average	School Performance (%)	Oregon Performance (%)	School Compared to OR Average	School Performance (%)	Oregon Performance (%)	School Compared to OR Average		
	Economically Disadvantaged				American Indian/Alaska Native			Native Hawaiian/Pacific Islander			
Reading	55.1	57.8	-2.7	Reading	*	54.9	*	Reading	*	55.6	*
Mathematics	36.9	49.5	-12.6	Mathematics	*	45.6	*	Mathematics	*	52.4	*
Science	61.3	54.6	+6.7	Science	*	54.0	*	Science	*	48.4	*
English Learners				Asian			White				
Reading	25.7	47.7	-22.0	Reading	*	79.8	*	Reading	73.2	75.8	-2.6
Mathematics	20.0	46.5	-26.5	Mathematics	*	81.3	*	Mathematics	57.9	67.3	-9.4
Science	20.0	40.5	-20.5	Science	*	74.8	*	Science	79.1	74.5	+4.6
Students with Disabilities				Black/African American			Female				
Reading	30.0	30.5	-0.5	Reading	*	50.5	*	Reading	70.1	73.7	-3.6
Mathematics	14.8	22.3	-7.5	Mathematics	*	39.1	*	Mathematics	54.8	63.7	-8.9
Science	28.6	36.7	-8.1	Science	*	39.1	*	Science	74.7	64.9	+9.8
Migrant				Hispanic/Latino			Male				
Reading	*	42.5	*	Reading	45.5	52.4	-6.9	Reading	66.8	65.9	+0.9
Mathematics	*	41.2	*	Mathematics	34.1	47.0	-12.9	Mathematics	53.3	60.7	-7.4
Science	*	33.2	*	Science	55.2	45.9	+9.3	Science	73.6	68.8	+4.8
Talented and Gifted				Multi-Racial							
Reading	90.5	98.5	-8.0	Reading	77.1	73.6	+3.5	<div style="border: 1px solid black; padding: 5px;"> Note: a "*" is displayed when data are unavailable or to protect student confidentiality. </div>			
Mathematics	93.3	98.2	-4.9	Mathematics	60.0	64.5	-4.5				
Science	>95	98.1	*	Science	63.6	70.5	-6.9				

CURRICULUM & LEARNING ENVIRONMENT WHAT IS THIS SCHOOL DOING TO IMPROVE STUDENT LEARNING AND TO PREPARE STUDENTS FOR THE FUTURE?

SCHOOL READINESS

Strong PBIS systems supporting positive behavior
Counseling for emotional, academic, and behavioral issues
Bullying and harassment prevention programs
Administer and review Healthy Teens Survey annually

Summer School: Transition program for incoming 6th grade students
WEB (Welcome Everybody) Mentors for incoming 6th grade students

ACADEMIC SUPPORT

School wide intervention classes for student support
Special Education programs for students with learning disabilities
Additional academic time and support outside the school day
Education assistants who provide individualize academic support
School wide academic support class for all students every day

ACADEMIC ENRICHMENT

World Language Courses
We will offer a semester long beginning Spanish class
Specials Programs
Student garden program, Art, music, technology, robotics, and performing arts classes
Access to high school math courses
Academic enrichment courses

CAREER & TECHNICAL EDUCATION

Computer education courses

EXTRA-CURRICULAR ACTIVITIES/ AFTER SCHOOL PROGRAMS

Various student interest clubs at lunch and after school
Middle school track
Lego Robotics

Battle of the Books
Partnership with Boys & Girls Club

Data and information in the Curriculum and Learning Environment section was provided by local schools and districts and was not verified by the Oregon Department of Education.