

## FROM THE PRINCIPAL

Dear Parents and Community Members,

In the 2012-2013 school year, Memorial Middle School received an Overall State Rating of a Level 4 out of a possible 5. That means our students are performing about as well on standards-based tests as students at other Oregon middle schools.

Key academic highlights:

- 68.4% met/exceeded state standards for reading
- 59.5% met/exceeded state standards for math

However, in the same time frame we have seen relatively slow growth in our math problem solving skills. We've chosen to address this issue by focusing our resources on implementing the

new Common Core State Standards (CCSS), which reinforce problem solving practices in math. We promise to deliver the same excellence you have come to expect from us here at Memorial Middle School. You can help by monitoring your student's homework, attending parent-teacher conferences, or even volunteering. We look forward to partnering with you over the coming year to make sure all of our students reach their potential!

Thank you,

Principal | Ken Gilbert

## SCHOOL PROFILE

Enrollment 2012-13	581
Change from previous year	-6.0%
Students attending 90% or more of enrolled days	87%

Note: a "\*" is displayed when the data must be suppressed to protect student confidentiality.

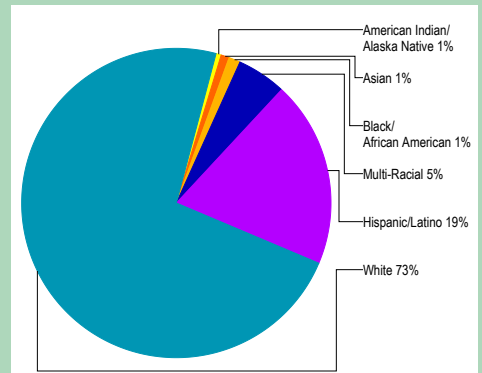
### Select Demographics 2012-13

English Learners	7%
<i>Students who have ever been eligible for or participated in a program to acquire academic English.</i>	

Economically disadvantaged	51%
Students with disabilities	16%

Number of different languages spoken: 4

## STUDENTS

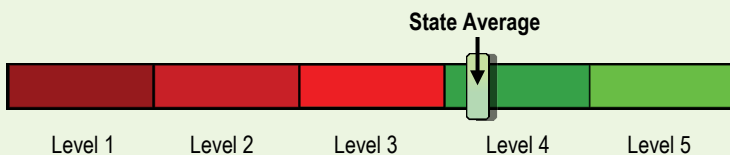


## OVERALL STATE RATING

HOW ARE STUDENTS AT THIS SCHOOL PERFORMING COMPARED TO THOSE AT OTHER SCHOOLS?

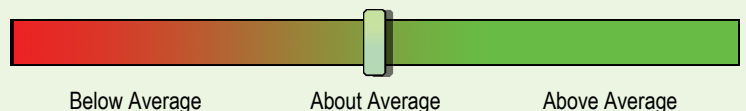
The overall state rating is intended to summarize this school's particular successes and challenges. It is based on a combination of up to five factors. Three of these factors come from standardized test scores in reading and math: student achievement, student growth, and the growth of underserved subgroups. Please be aware that this rating is based mainly on high-stakes testing and accordingly, represents a limited view of student performance. Other aspects of this report card are designed to put this rating in the proper context.

Compared to all schools statewide in 2012-13, this school is rated as Level 4.



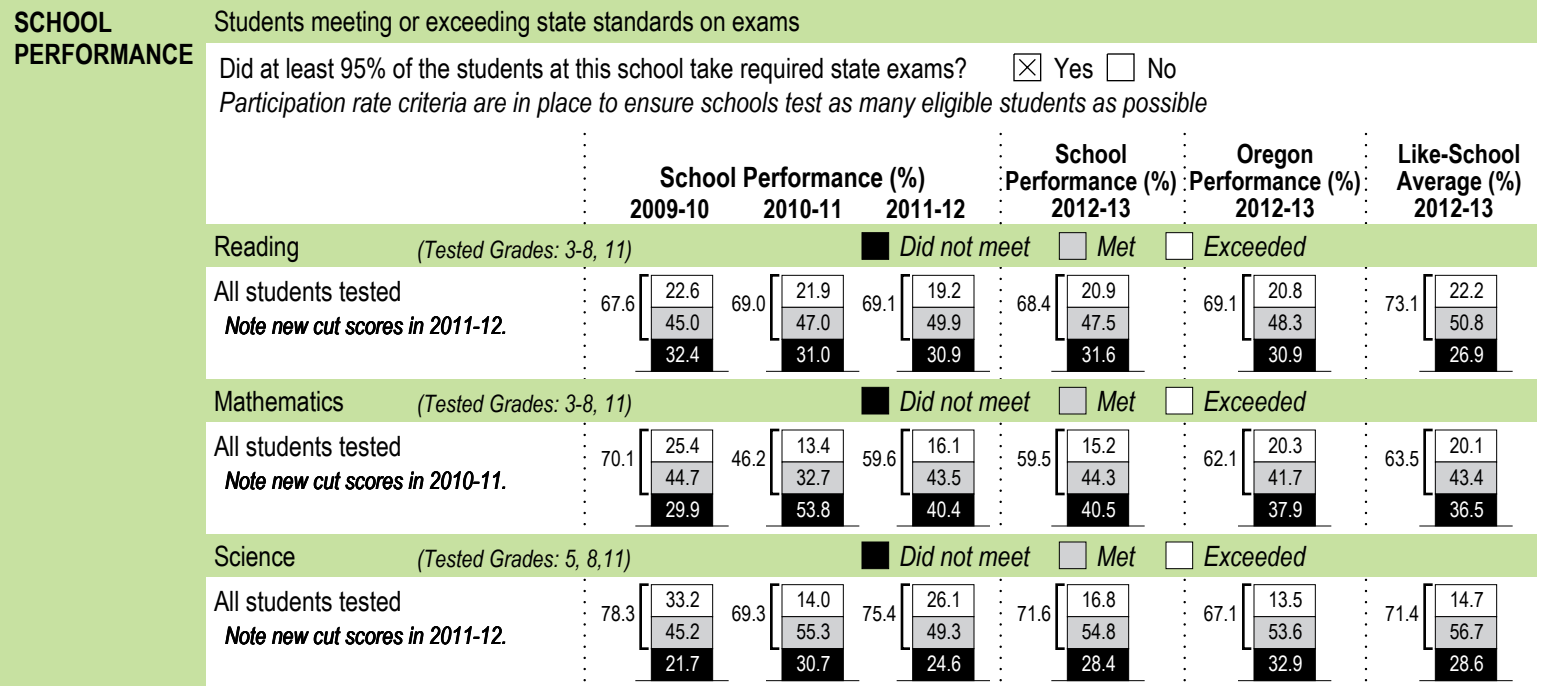
- Level 1** = Falls into the bottom 5% of schools
- Level 2** = Falls between 5% and 15% of schools
- Level 3** = Falls between 15% and 44% of schools
- Level 4** = Falls between 44% and 90% of schools
- Level 5** = Falls into the top 10% of schools

Compared to middle schools with similar student demographics in 2012-13, this school's rating is about average.



- Below average** = Falls into the bottom third of comparison schools
- About average** = Falls into the middle third of comparison schools
- Above average** = Falls into the top third of comparison schools

## PROGRESS ARE STUDENTS MAKING ADEQUATE GAINS OVER TIME?



Visit [www.ode.state.or.us/go/data](http://www.ode.state.or.us/go/data) for additional state exam results.

Note: a "\*" is displayed when data are unavailable or to protect student confidentiality.

## OUTCOMES FOR KEY STUDENT GROUPS AT THIS SCHOOL COMPARED TO THE SAME GROUPS STATEWIDE

STUDENT GROUP OUTCOMES	School Performance (%)	Oregon Performance (%)	School Compared to OR Average	School Performance (%)	Oregon Performance (%)	School Compared to OR Average	School Performance (%)	Oregon Performance (%)	School Compared to OR Average		
	<b>All Students</b>				<b>American Indian/Alaska Native</b>			<b>Native Hawaiian/Pacific Islander</b>			
Reading	68.4	69.1	-0.7	Reading	*	55.7	*	Reading	*	52.5	*
Mathematics	59.5	62.1	-2.6	Mathematics	*	46.2	*	Mathematics	*	51.6	*
Science	71.6	67.1	+4.5	Science	*	54.9	*	Science	*	43.6	*
<b>Economically Disadvantaged</b>				<b>Asian</b>			<b>White</b>				
Reading	57.0	57.5	-0.5	Reading	*	78.4	*	Reading	71.7	75.4	-3.7
Mathematics	46.1	50.0	-3.9	Mathematics	*	80.7	*	Mathematics	64.1	67.1	-3.0
Science	65.3	55.0	+10.3	Science	*	74.1	*	Science	77.4	74.4	+3.0
<b>English Learners</b>				<b>Black/African American</b>			<b>Female</b>				
Reading	33.3	45.3	-12.0	Reading	57.1	50.2	+6.9	Reading	70.6	72.9	-2.3
Mathematics	26.2	45.2	-19.0	Mathematics	57.1	40.1	+17.0	Mathematics	56.7	63.3	-6.6
Science	52.9	38.6	+14.3	Science	*	38.8	*	Science	68.5	64.4	+4.1
<b>Students with Disabilities</b>				<b>Hispanic/Latino</b>			<b>Male</b>				
Reading	33.8	31.5	+2.3	Reading	55.5	50.9	+4.6	Reading	66.1	65.5	+0.6
Mathematics	18.8	23.4	-4.6	Mathematics	40.0	46.7	-6.7	Mathematics	62.4	60.9	+1.5
Science	41.7	37.0	+4.7	Science	52.4	45.7	+6.7	Science	75.3	69.6	+5.7
<b>Talented and Gifted</b>				<b>Multi-Racial</b>							
Reading	95.0	98.6	-3.6	Reading	67.9	73.2	-5.3	<div style="border: 1px solid black; padding: 5px;">                     Note: a "*" is displayed when data are unavailable or to protect student confidentiality.                 </div>			
Mathematics	95.0	98.3	-3.3	Mathematics	64.3	65.1	-0.8				
Science	94.1	98.2	-4.1	Science	72.7	72.7	--				



# Memorial Middle School

1050 Queen Ave SW  
Albany, OR 97321-2197, (541) 967-4537  
<http://www.albany.k12.or.us/memorial/>

**DISTRICT** Greater Albany Public SD 8J  
**SUPERINTENDENT** Maria Delapoer  
**PRINCIPAL** Ken Gilbert  
**GRADES SERVED** 6-8

**For more report card measures**  
including detailed demographic  
information visit  
[www.ode.state.or.us/go/SchoolRC](http://www.ode.state.or.us/go/SchoolRC)

## CURRICULUM & LEARNING ENVIRONMENT WHAT IS THIS SCHOOL DOING TO IMPROVE STUDENT LEARNING AND TO PREPARE STUDENTS FOR THE FUTURE?

### SCHOOL READINESS

Strong PBIS systems supporting positive behavior; Advisory programs  
Counseling for emotional, academic, and behavioral issues  
Bullying and harrassment prevention programs

Administer and review Health Teens Survey annually  
Summer school: Transition program for incoming 6th grade students  
WEB (Welcome Everybody); Mentors for incoming 6th grade students

### ACADEMIC SUPPORT

Schoolwide Intervention classes for student support  
Special Education programs for students with learning disabilities  
Additional academic time and support outside the school day  
Support programs for English language learners  
Education assistants who provide individualized academic support

### ACADEMIC ENRICHMENT

**WORLD LANGUAGE COURSES**  
\*Information was not submitted for this section.  
**SPECIAL PROGRAMS**  
Student garden program; Art, music, and performing arts classes  
Access to high school math courses; academic enrichment courses

### CAREER & TECHNICAL EDUCATION

Computer education courses

### EXTRACURRICULAR ACTIVITIES

Various student interest clubs at lunch and after school  
Middle school track

Lego Robotics; Battle of the Books  
Partnership with Boys & Girls Club

*Data and information in the Curriculum and Learning Environment section was provided by local schools and districts and was not verified by the Oregon Department of Education.*